

How to dispose of household garbage and recyclables



* Commercial waste from shops, restaurants, businesses, etc. cannot be put out to collection sites.

Non-burnable garbage • Recyclables Monthly

1st 3rd	2nd 4th	1st 3rd	2nd 4th	day	Between 7:30 and 8:30 AM (Some areas are between 7:00 and 8:00 AM)	Collected materials will be sold or recycled into products. PET bottles are reborn as PET bottles.
------------	------------	------------	------------	-----	---	---

Non-burnable Garbage

Lighters
Cans (other than drink cans)
Metal items

Spray cans
(Empty the contents and puncture the can)

Others
* The cloth portion of umbrellas goes in **burnable garbage**

Cords, wires

Pottery, glass (small amounts)
Cups and glasses
Pottery
Lightbulbs, light
Oil bottles
Medicine bottles

For large amounts, bring them to the **Domestic Waste Final Disposal Site**.

Separate by category into the blue containers at the collection site.
(Take the bag back with you.)
No more than half capacity of the blue container for each person.

Disposal guide for spray cans
Empty the contents → Puncture the can → Place into the container as non-burnable garbage

Recyclables

Aluminum cans
• Drink cans only
• Place in the container **without crushing**
• Bottle caps go in **non-burnable garbage**

Steel cans

Brown glass bottles
• Bottles with oil or chemical residue go in **pottery, glass**
• Broken items are also acceptable

Clear colorless glass bottles

Other glass bottles
• Bottles with oil or chemical residue go in **pottery, glass**
• Broken items are also acceptable

Returnable bottles
(beer and 1sho bottles)
• Broken bottles go in **recyclable bottles** (separate by color)

Plastic PET bottles
Caps go in **plastic packaging**
• Do not remove labels
• Discard after **gently crushing bottles on their side**

Small appliances
• Cords should be detached and **go to Cords, Wires**.
• For large size appliances that do not fit in containers, bring them to **Recyclable Collection Station**

Batteries
• Please **tape the electrode part it out in an insulated condition**.
• Lithium-ion, mobile, and button batteries can also be put out.

Newspapers, flyers

Cardboard
Attached staples are acceptable

Magazines/books

Clothes
Attached buttons and fasteners are acceptable
Blankets and Futons go in **oversized garbage**

Paper milk cartons

Bind with string by category, and place on a blue sheet.

As items that get wet are difficult to recycle, if it rains, wait until the next collection day or bring them to the Recyclable Collection Station.

The following items should be treated as burnable garbage

- Dirty items
- Smelly paper (boxes for washing powder, etc.)
- Items stuffed with batting or feathers (Cushions, down jackets, mattress pads, etc)
- Cloth specially processed with fire retardant or other chemicals (curtains, etc.)

Other papers
• Paper packaging
Items with ♻️ Mark

Recyclable Items
• Paper with Metal
Files, binders, plastic wrap boxes with slide cutters, paper with staples, etc.

• Paper with Plastic or Cellophane tape
Empty tissue boxes with plastic film, windowed envelopes, paper with sticky notes, etc.

• Others
Plastic-coated paper, aluminum-coated paper, thermal paper, receipts, crimped postcards, and carbon paper, photos, shredded paper, fax paper, etc.

Unrecyclable Items
• Unclean paper
• Smelly paper
• Oil-soaked paper

Disposal Method
Discard by placing items in a paper bag or a transparent/translucent plastic bag

Plastic containers or packaging Weekly

day	Collection begins at 7:30 AM	Recycled into materials used for plastic products such as pallets.
-----	------------------------------	--

For items with this mark

Cups, packs, trays

Bottles
Place bottles in bag after removing caps

Caps

Styrofoam

Packaging films
Plastic films, wraps, and cases

Bags and nets

* Plastic items with unremovable stains and other plastic products go in **burnable garbage**

Place items in a transparent or translucent bag and put into the black netted bag at the collection site.

Avoid double bagging.
Double bagging means a large bag contains small bags placed with plastic containers and packaging. Place **all items together loosely in a large bag** to make it easier to identify any dangerous goods or foreign objects and to facilitate recycling.

Same collection site as for non-burnable garbage and recyclables.

Burnable garbage Weekly

day	day	Collection begins at 7:30 AM	Incinerated at YUME-CLEAN (Chita Southern Wide Area Environmental Center)
-----	-----	------------------------------	--

Kitchen garbage

Plastic items

Leather products / Rubber products
* Remove metal parts and put them in **non-burnable garbage**

Non-recyclable Paper
• Unclean Paper
• Smelly Paper
(Ex.) Incense stick boxes
Used tissues, etc.

Disposable heat packs

Pet Litter Sand

Non-recyclable cloth / Down / Cotton materials

Boxes for washing powder

Place them in designated garbage bags.

Sold at supermarkets, convenience stores, drug stores, etc.

Disposable diapers for babies and adults can be placed for free.

<Disposal Method>
Please place them in a transparent or translucent bag.

Please cooperate with us to reduce waste volume!

- drain any liquid
- Use food waste volume-reducing equipment. (See backside)

Grass clippings, pruned branches

From June To November	1st 3rd	2nd 4th	day	Between 7:30 and 8:30 AM (Some areas are between 7:00 and 8:00 AM)	Composted, and chip processed at treatment facilities.
-----------------------	------------	------------	-----	---	--

Grass clippings (including leaves)

- Please remove the dirt and dry out for about one day. Place them in a transparent or translucent bag which makes them visible and then bring them in.
- * Designated garbage bags (blue) can also be used.

Pruned branches

- Please bundle them together with string. They should be dried for about one day before bringing them in.
- * For items less than 15 cm in diameter and less than 100 cm in length.

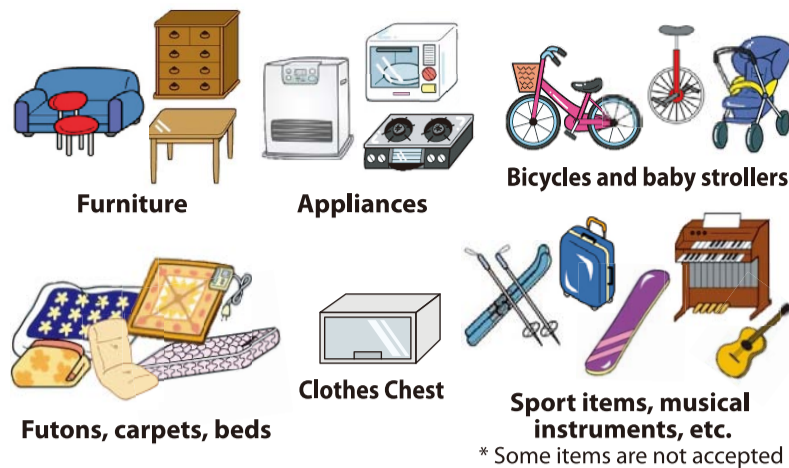
Note:

- Only for residential grass clippings and pruned branches.
- They can be put into designated garbage bags and thrown out as burnable garbage, or brought to a Recyclable Collection Station.
- As bamboo, oleander, blinds, and protective-coated or painted wood are not accepted, they cannot be recycled.
- Same collection site as for burnable garbage and recyclables.

* Some of the illustrations are from the Ministry of Economy, Trade and Industry.

Collection when a typhoon approaches [Burnable garbage] In principle, garbage is collected unless roads are closed, etc. In that case, collecting time may be drastically different from as usual. [Plastic containers or packaging, Non-burnable garbage • Recyclables] Decision will be made by noon of the day before the collection day. In case of cancellation, we will inform you on the city website.

Oversized garbage Cannot be put out to collection sites



- Bring them to YUME-CLEAN (Chita Southern Wide Area Environmental Center).
- Some items are also accepted at the Recyclable Collection Station. For details, please check the section "Recyclable Collection Station".
- **For spring mattresses, bring them to the Recyclable Collection Station.**

Garbage that cannot be collected by the city Cannot be put out to collection sites



Dangerous items, car parts, slates, gypsum board, syringes, etc.

Request disposal to the dealer or disposal processing vendor.

The following four major home appliances

(Clothes washers and dryers, televisions, air conditioners, refrigerators and freezers)



- Ask the appliance vendor to deal with it.
- Ask a company licensed to collect and transport the items.

- ① Buy an appliance recycling ticket at the post office.
- ② Fill out necessary items and attach to the appliance to be discarded.
- ③ Bring it to the designated collection site.

Toei Co., Ltd. 4-64 Oso-cho, Tokoname City ☎ 0569-36-3317



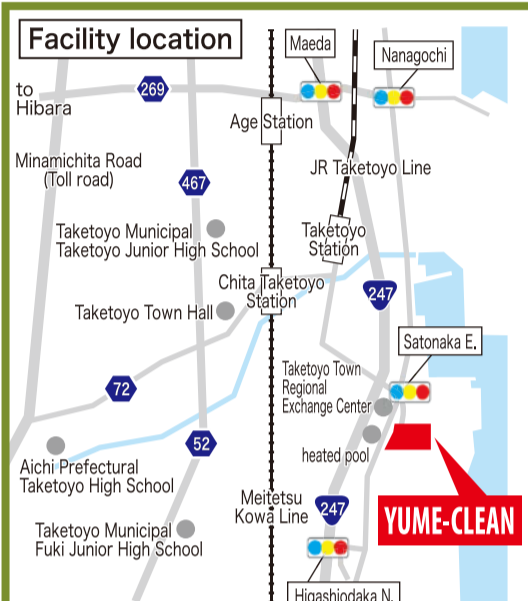
If you cannot transport the items by yourself, please request one of the following licensed waste transport companies. (With charge)

Company name	Location	Contact
Maruhachi Co., Ltd.	24-3 Yata-karasuda, Tokoname City	☎ 0569-42-2976
Warashige Kami Press Center	205 Kanayama-dechida, Tokoname City	☎ 0569-43-4135
(Public) Tokoname City Silver Human Resources Center	3-40 Shinmei-cho, Tokoname City	☎ 0569-89-7722
Nakano Kenzai	4-172 Ichiba-cho, Tokoname City	☎ 0569-34-4968
TECUA Co., Ltd.	1-200 Hakusan-cho, Tokoname City	☎ 0569-35-3817

YUME-CLEAN (Chita Southern Wide Area Environmental Center)

Location: 11-37 Ichigochi, Taketoyo, Chita-gun ☎ 0569-84-1732 <http://greenpark-chitananbu.co.jp> **With charge**

Things that can be brought in	Burnable garbage, non-burnable garbage, and oversized garbage.
Reception Hours	<ul style="list-style-type: none"> • Mondays to Fridays 8:30am to 4:15pm • Saturdays 8:30am to 1:00pm • Closed on Sundays, and New Year Holidays (from Dec.31st to Jan.3rd) <p>(Note: Dec.29th, 30th, Jan.4th, and national holidays except Sundays will open.)</p>
Note	<ul style="list-style-type: none"> * Drop-off charges are 100 yen for first 10 kg, and 100 yen/10 kg thereafter. * Bring items such as concrete rubble, bricks, tiles, pottery, glass, and earth and sand to the Domestic Waste Final Disposal Site. Check "garbage acceptance criteria" on YUME-CLEAN website for more information.



Domestic Waste Final Disposal Site

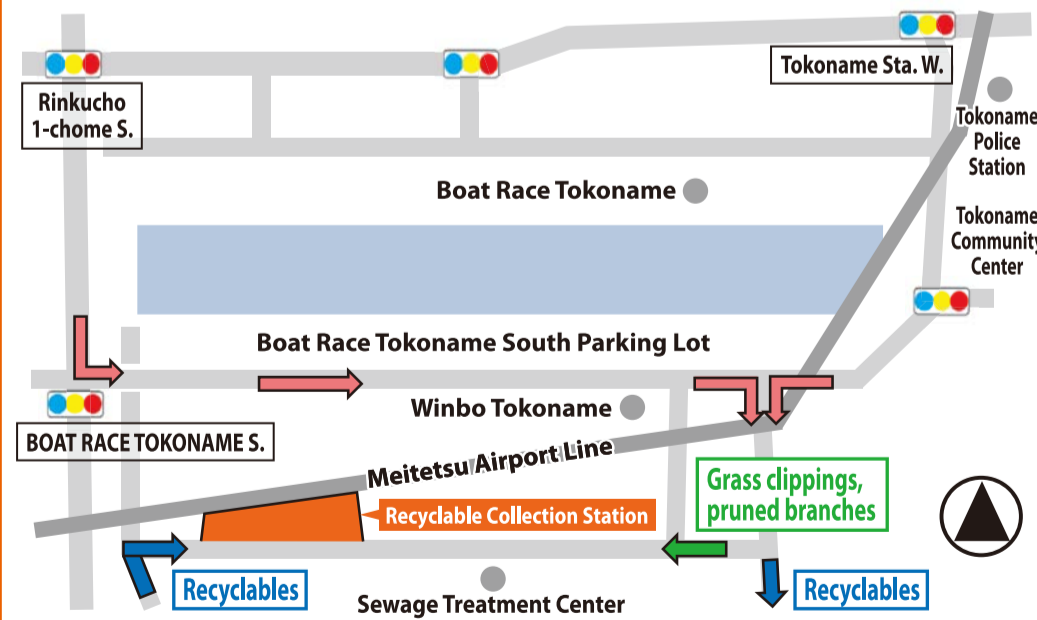
Location: Okudaira, Tarumi, Tokoname City **Permission is required.**
• One ton per person/two truckloads per day

Things that can be brought in	Family-use pottery, glass, earth and sand, concrete debris, clothes-drying platforms (base only).
Reception Hours	<ul style="list-style-type: none"> • Wednesdays and Saturdays 9:00am to 11:30am • 1:00pm to 3:30pm <p>(Closed on national holidays and during New Year Holidays)</p>
Note	<ul style="list-style-type: none"> * Apply to the Living Environment Division in advance and get a permission certificate. (Request can be made from 2 weeks prior to the carry-in date) * Building materials from a building torn down by a company and industrial waste are not accepted.

Recyclable Collection Station Location: 6-1-32 Shinkai-cho, Tokoname City

Only recyclables brought from households are accepted. **Free of charge**

Things that can be brought in	Recyclables • Non-burnable garbage • Pottery, glass (small amounts only) • Plastic containers and packaging • Oversized garbage (metal/wood) • Household appliances (excluding fabric-based appliances and the four designated home appliances) • Personal computers • Batteries • Cooking oil • Engine oil • Spring mattresses • Grass clippings, tree branches (Bamboo, oleander are also accepted) (Up to one Kei-truck load a day for each person.) • Bicycle, unicycle
Reception Hours	<ul style="list-style-type: none"> • Fri, Sat, Sun, Mon, Tue/8:30 - 11:30am (Closed on Wednesdays, Thursdays and New Year Holidays.)
Note	<ul style="list-style-type: none"> * Please separate items previously and follow the staff's instructions. * Please dry out the grass clippings and tree branches before bringing them in. Any fence attached vehicles are not accepted to enter the Station. * For items less than 15 cm in diameter and less than 100 cm in length. * For those recyclables which are not accepted by the staff, please bring them home by yourself.



Let's reduce food waste! Food waste volume-reducing equipment incentive system

A grant is given to those who have purchased food waste volume-reducing equipment from a dealer within the city.

Equipment	Compost	EM Bucket	Electric waste processor	Kie-ro, Mini Kie-ro
Grant amount	Up to 2/3 of purchase price Max ¥4,000		Up to 1/2 of purchase price Max ¥32,000	How to buy Kie-ro can be purchased at the Social Welfare Councils with the price of 5,000 yen and Mini Kie-ro with the price of 3,500 yen (bounty deducted amount). *Please bring your seal when you buy.
Units	Up to 2 per household		Up to 1 per household	

Recyclable collection stores/sites

The recyclable collection stores/ sites are listed as below. (as of February, 2024)

Stores/Sites	Recyclable items							
	Newspapers	Magazines	Cardboard	Milk packs	Plastic PET bottles	Aluminum cans	Steel cans	Food trays
Yamanaka, Tokoname Seikai				○	○	○		○
Warashige Kami Press Center	○	○	○	○	○	○		
Recycle Station, Bandai	○	○	○			○	○	
Koshibatake Station, Cainz Home Tokoname	○	○	○					
Beisia, Tokoname			○	○	○	○	○	○
V-drug, Tokoname	○	○						
Feel, Tokoname				○	○			○
Valor, Tokoname				○	○			○
Beisia, Tokoname IC			○	○	○	○	○	○
Ishihara Food, Tokoname				○	○			○
Aeon Retail Co., Ltd.				○	○	○		○
Seishinsya	○	○	○			○	○	

- ※ The collection of recyclable items are operated at each place mentioned above. For details, please contact them directly.
- ※ When you bring the recyclable items to the above places, please follow their rules for separation.
- ※ The listed items they collect may be changed. Please make sure the items at site.

Garbage Separation App **Very helpful**

A garbage separation app is available by which you can confirm the garbage days and separation methods from your smartphone or tablet. Just search "さんあ〜る" from your app store or download it using the QR code on the right.
* The app is available for free but internet fees are not covered.



Apple Store



Google play

Fluorescent lamp recyclable boxes

Please cooperate with proper disposal of mercury-containing products!

In order to dispose of mercury-containing products properly, we set up fluorescent lamp recyclable boxes. Locations: Tokoname City Hall, Tokoname Citizens Community Center, Seikai Community Center, Nanryo Community Center

Goal 450g a day per person
"Eco-friendly Living without Garbage"

